

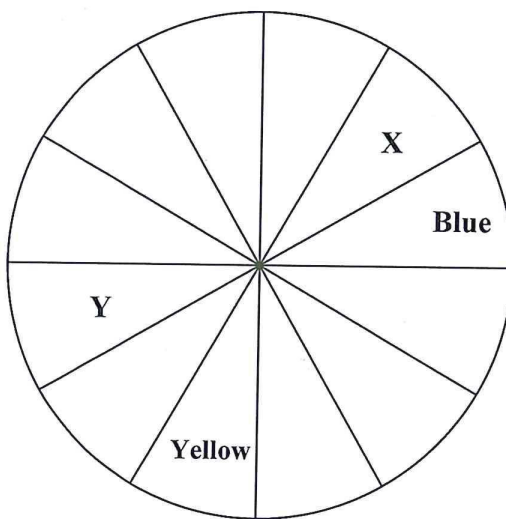
3.14 ART & DESIGN (442)

3.14.1 Art & Design Paper 1 (442/1)


SECTION A (20 marks)

Answer **all** the questions in this section in the spaces provided.

1. (a) Identify the colours labelled X and Y. (2 marks)




- (b) Contrast between symmetrical and asymmetrical balance. (2 marks)
(c) Explain the importance of still life drawing. (2 marks)
(d) State the significance of firing clay articles when bone dry. (2 marks)
(f) Define tromp l'oeil art technique. (2 marks)
(g) Outline **two** components of montage. (2 marks)
(h) Sketch the motif below as it would appear on a block for printing. (2 marks)



- (i) Identify the type of symbol below and state its use. (2 marks)




- (j) Outline **two** ways in which balance has been achieved in the sculpture. (2 marks)



SECTION B (25 marks)

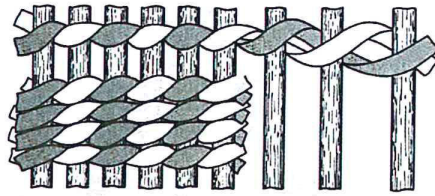
Answer all the questions in this section in the spaces provided.

2. (a) Compare the contrast effects of different colour backgrounds for the red square. (2 marks)



- (b) Discuss **three** major contributions of colour in painting. (3 marks)
3. (a) Explain a warp-faced plain weave. (2 marks)

(b) The illustration below represents a technique in process:



- (i) Identify the technique. (1 mark)
- (ii) Outline the process. (2 marks)

4. Study the package designs and answer the questions below.



- (a) State **two** packaging functions. (2 marks)
- (b) Analyse the package designs with reference to:
- (i) Colour (1 mark)
- (ii) Layout (1 mark)
- (iii) Lettering (1 mark)

5. Describe **two** main methods of wedging clay. (5 marks)

6. State **five** steps of fixing organdie onto a wooden frame in preparation for screen printing. (5 marks)

SECTION C (15 marks)

Answer any **one** question in this section in the spaces provided after **question 9**.

7. (a) Define each of the following terms with reference to pottery:
- (i) Engobe (1 mark)
 - (ii) Kidney (1 mark)
 - (iii) Vitrification (1 mark)
- (b) Discuss the steps of making a teapot using slip mould. (12 marks)
8. (a) Outline **three** basic elements of poster design (3 marks)
- (b) Describe the process of designing and producing a poster. (12 marks)
9. Explain the process of printing using a stencil and a silk screen on fabric. (15 marks)